



# C2 Compression Latch

## Lever latch

- Low profile when latched
- Easy grip adjustment
- Push button actuation
- Optional Sealing

### Material and Finish

Zinc alloy, powder coated or chrome plated and steel, zinc plated

### Performance Details

Maximum static load: 200 N (45 lbf)

### Sealing Notes

For sealed option, NEMA 4 / IP65 sealing is achieved by using the supplied flange gasket.

### Installation Notes

\* For door thickness greater than 5 (.20) calculate screw length using the following formula:  
Door thickness + 12 (.47)

### Accessories

Rubber Bumper:  
Part Number: C2-25-301-82  
(reduces min. and max. grip by 1.6 (0.06) )



### Keys

See page 90

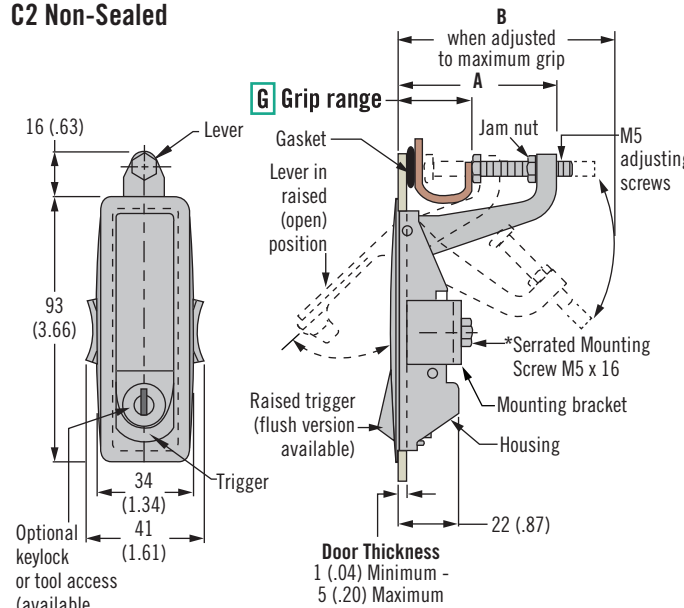
### Part Number Selection

See table

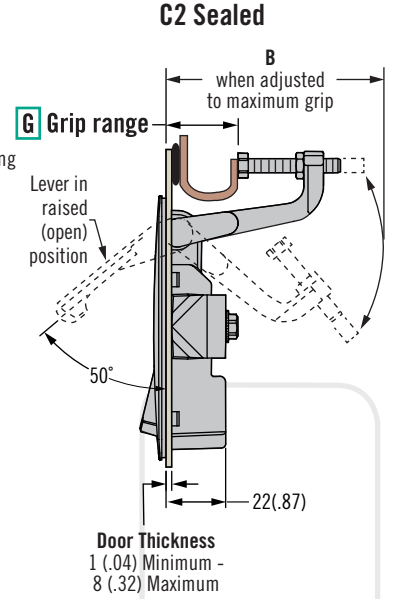
### Notes

For lock core selection and a complete overview of the *SOUTHCO*<sup>®</sup> Key-Choice System see [www.southco.com](http://www.southco.com)

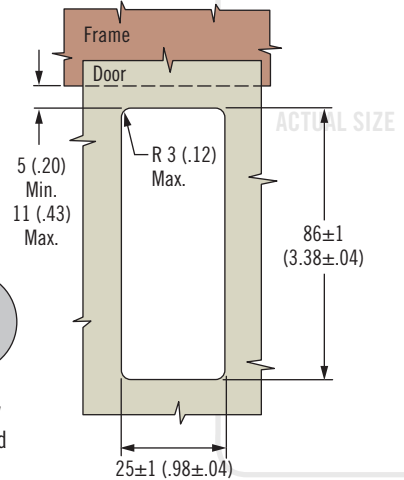
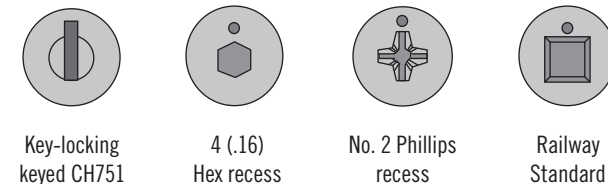
### C2 Non-Sealed



### C2 Sealed



### L Lock Styles



### L Lock style

- 1 Non-locking raised trigger
- 2 Key-locking raised trigger keyed CH751 (two flat keys supplied)
- 3 Flush trigger non-locking
- 4 4 (.16) Hex recess raised trigger
- 10 No. 2 Phillips raised trigger
- 13 Locking without lock core (see page 158 for lock core options)
- 14 Railway standard

### F Finish

- 1 Textured chrome
- 5 Black powder coated

### P Packaging option

- 3 Latches are sold layer packed. Omit for individually packaged latches.

**C2 - S G - L F - P**

### S Sealing Option

- 3 Non-sealed
- 4 Sealed

G Grip Range	A	B
2	1 - 24 (.04 - .95)	35 (1.38) 63 (2.48)
3	23 - 46 (.91 - 1.81)	57 (2.24) 84 (3.31)

Dimensions in millimeters (inch) unless otherwise stated

Other options available. For complete details on variety, part numbers, installation and specification, go to



[www.southco.com/C2](http://www.southco.com/C2)